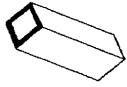


RECTANGULAR TUBING

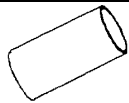


PER ASTM A-513
STOCK LENGTH - 20'

Size in Inches O.D.	Wall Thickness	Weight Per Foot (Lbs)
2 X 1	.065	1.269
2 X 1	.083	1.600
2 X 1	.120	2.252
2 X 1-1/2*	.083	1.882

* Also available in Black Kleen Kote

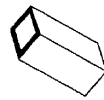
ROUND BLACK PIPE



PER ASTM A-53 TYPE F
UNCOATED
STOCK LENGTH - 21' (RANDOM)

Nominal Size	Schedule	Wall Thickness	Outside Diameter	Weight Per Foot
1/8	40	.068	.405	.24
1/4	40	.088	.540	.42
1/4	80	.119	.540	.54
3/8	40	.091	.675	.57
3/8	80	.126	.675	.74
1/2	40	.109	.840	.85
1/2	80	.147	.840	1.09
3/4	40	.113	1.050	1.13
3/4	80	.154	1.050	1.47
1	40	.133	1.315	1.68
1	80	.179	1.315	2.17
1-1/4	40	.140	1.660	2.27
1-1/4	80	.191	1.660	3.00
1-1/2	40	.145	1.900	2.72
1-1/2	80	.200	1.900	3.63
2	40	.154	2.375	3.65
2	80	.218	2.375	5.02
2-1/2	40	.203	2.875	5.79
2-1/2	80	.276	2.875	7.66
3	40	.216	3.500	7.58
3	80	.300	3.500	10.25
3-1/2	40	.226	4.000	9.11
3-1/2	80	.318	4.000	12.51
4	40	.237	4.500	10.79
4	80	.237	4.500	14.98
5	40	.258	5.563	14.62
5	80	.375	5.563	20.78
6	40	.280	6.625	18.97
6	80	.432	6.625	28.57
8	40	.322	8.625	28.55
8	80	.500	8.625	43.39
10	40	.365	10.750	40.48
12	STD.	.375	12.750	49.56
12	XS	.500	12.750	65.42
14	STD.	.375	14.000	54.57
14	XS	.500	14.000	72.09
16	XS	.500	16.000	82.77

SQUARE TUBING

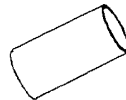


PER ASTM A-513 OR ASTM A-500
58,000/80,000 PSI
STOCK LENGTH - 20'

Size in Inches O.D.	Wall Thickness	Weight Per Foot (Lbs)
1/2 X 1/2	.065	.385
5/8 X 5/8	.065	.495
3/4 X 3/4	.065	.606
1 X 1	.073	.910
1 X 1*	.083	1.035
1 X 1	.120	1.436
1-1/4 X 1-1/4	.109	1.691
1-1/2 X 1-1/2	.083	1.600
1-1/2 X 1-1/2	.109	2.062
1-1/2 X 1-1/2	.188	3.230
2 X 2*	.083	2.164
2 X 2	.120	3.068
2-1/2 X 2-1/2	.083	2.728
2-1/2 X 2-1/2	.120	3.900
3 X 3	.083	3.293
3 X 3	.125	4.750
4 X 4	.125	6.460

* Also available in Black Kleen Kote

ROUND TUBING



PER ASTM A-500 GRADE C
46 KSI MINIMUM YIELD
STOCK LENGTH - 21 (RANDOM)'

Nominal Size (Inches)	Wall Thickness (Inches)	Outside Diameter (Inches)	Weight Per Foot (Lbs)
1/2	.083	.840	.671
1/2	.109	.840	.851
3/4	.113	1.050	1.130
1	.109	1.315	1.404
1	.133	1.315	1.679
1-1/4	.109	1.660	1.806
1-1/4	.140	1.660	2.273
1-1/2	.109	1.900	2.085
1-1/2	.145	1.900	2.718
2	.109	2.375	2.638
2	.154	2.375	3.653